

STREET CURLING



AT HALCYON, A HOTEL IN CHERRY CREEK

Do not walk on the surface of the ice.

Do not use ricochet shots off the side as they will damage the equipment.

HOW TO PLAY

1. The object of the game is to get more rocks closer to the center of the rings, called the house, than your opponent.
2. Divide into two teams and flip a coin. The losing team shoots first. It's advantageous to go second because you get the last rock and last shot at scoring.
3. Take turns sliding your rocks until all the rocks have been delivered.
4. That completes one round, called an end. Typically a curling game is 8 or 10 ends. Decide before you start how many ends you are playing.

FAQ

How do I deliver my rock?

With one foot on the ice, use a small back swing and release the rock as it touches the ice in the forward motion. Make sure the rock is touching the ice upon release and do not throw or drop the rock from above the ice.

What if a rock hits the side boards?

A rock is out of play if it hits the sides or the far end. Remove the rock from play and put any rocks it touched after hitting the sides back to their original position.

What if nobody hits the rings / house?

If no rocks are touching the house at the completion of an end, no points are scored. The team who had the last rock keeps it in the next end.

Can I sweep?

Sweeping isn't needed on Street Curling rinks, but you can still yell sweeping instructions like "Hurry Hard!" and "Whoa!"

SCORING

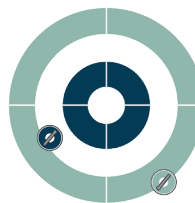
The team with the rock **closest to the center of the rings** scores one point for every rock closer to the center than their opponents' closest rock.

Only 1 team scores per end.

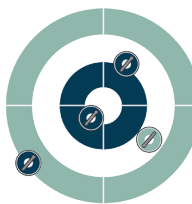
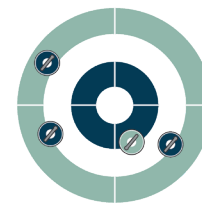
If no rocks are touching the house, no points are awarded. The team with last rock keeps it in the next end.

The team that scores must throw the first rock in the next end.

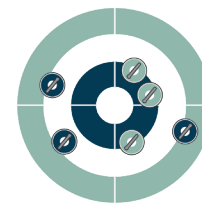
BLUE SCORES 1



GREEN SCORES 1



BLUE SCORES 2



GREEN SCORES 3

#CURLINGINTHECLOUDS

STREET CURLING



AT HALCYON, A HOTEL IN CHERRY CREEK

“HURRY HARD!”

Curling’s humble origins come from the frozen lochs of Scotland back in the 16th century. Since then, the beer league game has evolved into an elite Olympic sport - and now’s your chance to join the fun!

Curling is not light on the lingo. Few sports have as many unique words as this one. Toss them out liberally and people will think you really know what you’re doing.

HAMMER: One team throws the last rock in an end. That last rock advantage is called the **HAMMER**.

DRAW: Delivering a stone that stops in play rather than knocking out an opponent’s stone.

TAKEOUT: Delivering a stone that removes your opponent’s stone from play.

GUARD: A stone placed in front of another to protect it.

STEAL: When a team scores in an end without having the hammer, it’s called a **STEAL**.

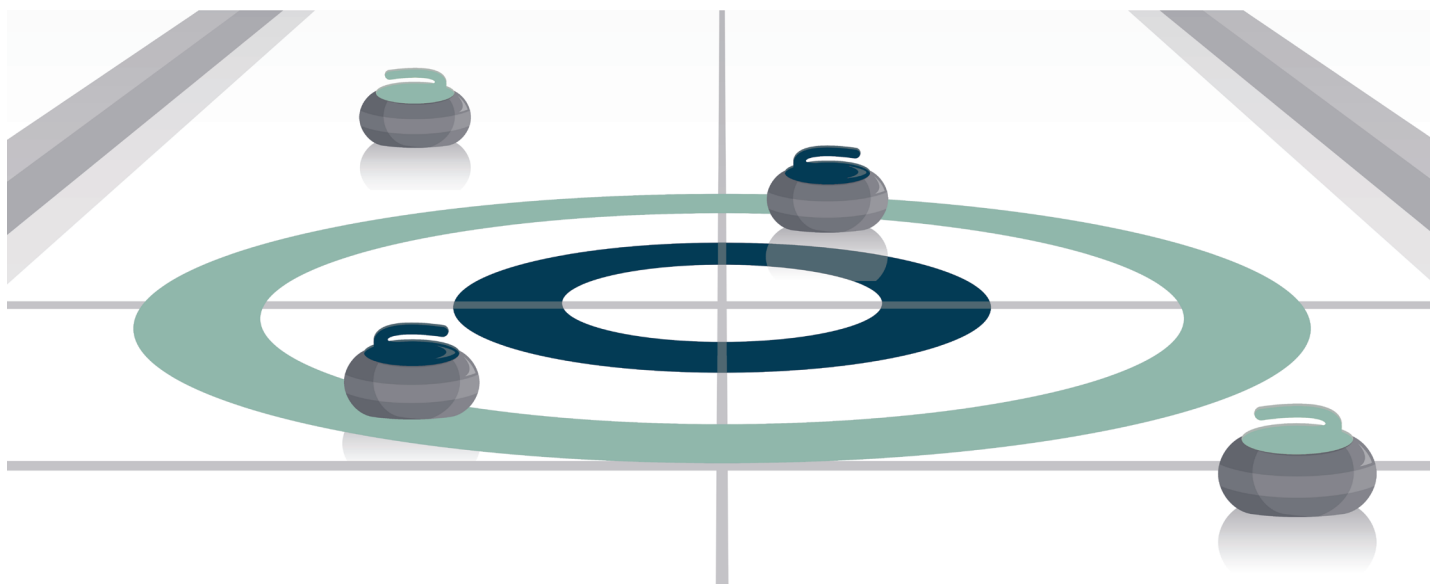
HOUSE: The circles/rings on a curling rink.

BUTTON: The small circle at the very center of the rings.

Some common shouted instructions are:

“**HURRY HARD!**” means the rock needs some serious sweeping.

“**WHOA!**” Stop sweeping.



#CURLINGINTHECLOUDS